

The unstoppable triumph of Harmonical Frequency Therapy

Devices in the diagnosis and therapy | An introduction into the Harmonical Frequency System according to Baklayan

It is truly remarkable, how the „Academy of Harmonical Frequency Therapy“ has advanced. Just a few months ago, naturopath A.E. Baklayan personally presented his new invention at the work congress in May 2018: the automatic synchronization of heart rate variability with wobble time. A giant step that catapults frequency therapy into previously unimaginable possibilities of transmitting information to the patient in the shortest time possible and has noticeably increased the effectiveness of the application.

Now Hp Baklayan has another surprise: the integration of the triad laws into the therapy.

It is similar to music with dominant, subdominant and dissolving chords. This regularity, on which almost all music in the world is based, now finds its natural representation in therapy.

Development

After inventing the Harmonical Frequency System and defining all twelve classical meridians and their frequencies as an endless spiral, accompanied by a constant increase in frequency, HP A.E. Baklayan asked himself the following questions:

Sublevels and Levels

1. In nature and in life, there is no energy or frequency acceleration that ascends indefinitely. A descending spiral must exist, as well. Construction and deconstruction, anabolism and catabolism, etc. – they always go hand in hand. So logically, there must also be a corresponding deceleration. But how can this second descending spiral be defined?
2. The second question arose from the fact that he was familiar with Dr. Voll's electroacupuncture and asked himself which frequencies or frequency ranges those of the remaining eight points on feet and hands were — the so-called degeneration vessels.

In electroacupuncture each nail fold point corresponds to a different part of the body. This results in ten points on each hand and ten on each foot — a total of 20 nail fold points (Fig. 2).




Fig. 1: The twelve meridians correspond to the twelve semitones of an octave as we know it from the white and black piano keys. Following the octave principle of Pythagoras, the meridians are continuously repeated in the Harmonical Frequency System. A spiral of 45 Sublevels develops (45 x 12 Meridiane) – from 0,000001 Hz up to 36 MHz.

Nail Fold Points of the Feet and Hands

Twelve of them are occupied by starting or endpoints of the classical TCM Meridians (Fig. 3) while the remaining eight are called the starting points of degeneration vessels. In electroacupuncture they play an important role in differential diagnosis and therapy with nosodes.

Since the Harmonical Frequencies with their twelve half steps covered all frequencies, an assignment to the degeneration vessels was very difficult. All experiments in this direction proved to be untenable, for example wobbling the same frequency to the left¹, meaning using it in a descending direction, proved to be wrong.

The problem seemed unsolvable for years, until Hp Baklayan came across the obvious fact that these degeneration vessels have to behave like a sort of drainage or evacuation system in relation to the meridian system.

To make it clear, let's take for example a water pipe system that brings fresh water to multiple households to cover the demand. Parallel to that, there must be a sewage system.

However, this dirty water will be much slower and thicker than the clear clean water supplied.

By putting this thought into practice and not seeking the frequencies of the degeneration vessels on the same Sublevel as the "feeder" Meridians, Hp Baklayan found the correspondences he was looking for: namely 4 Sublevels (octaves) below (which are much slower frequencies).

In addition, the frequencies of the derivative system had to be increased by a few semitones. Therefore the octave ratio did not match the frequency range of the building meridians.

To use a simple example: Let's take the lung meridian of about 68-72 hertz (4. Level, 6. Sublevel, lung = 4603).

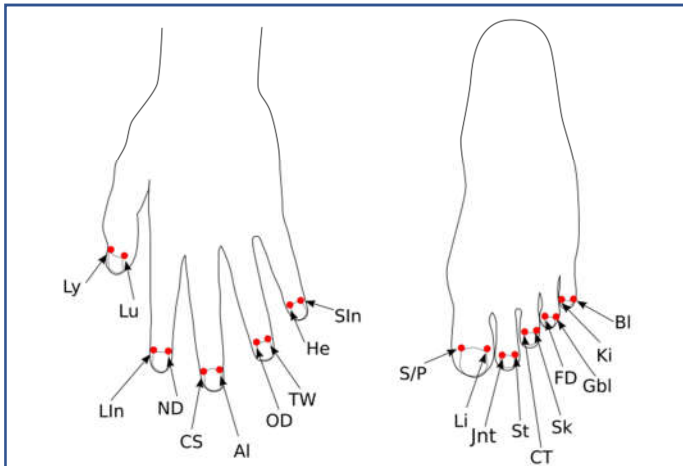


Fig. 2 The 20 nail fold points

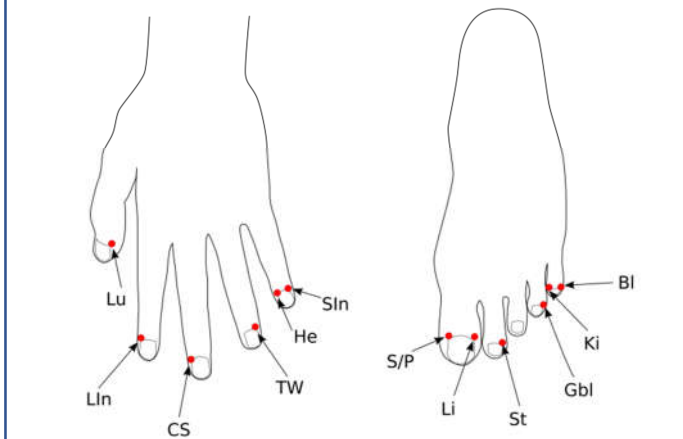


Fig. 3: Starting points and endpoints of the 12 meridians

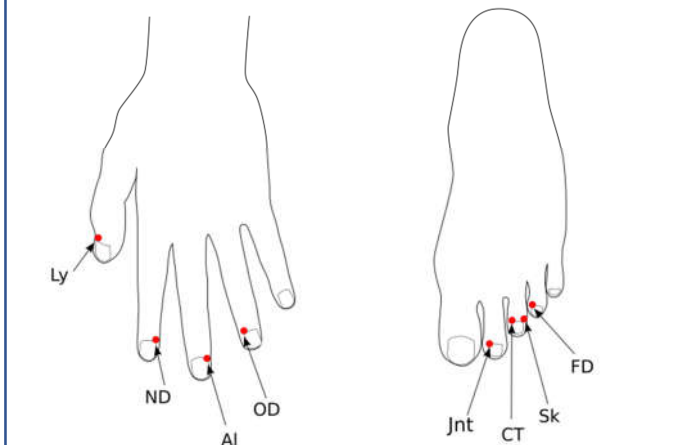
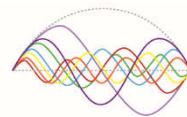


Fig. 4: Starting points of the 8 degeneration vessels



Fig. 5: The frequency range is passed through from the higher frequency to the lower frequency rather than back and forth as usual (two-sided wobbling)

¹ Definition Wobble: The range between two frequencies is constantly steplessly traversed.



The degradation or detoxification of the lungs is four levels below (4 halvings according to the law of octaves). But not the 4203 (from about 4.3 to 4.6 Hz), but a few semitones higher within this Sublevel.

The system proved to be very complicated but completely reproducible.

Hp Baklayan has consistently found that whenever energy needs to be built up in the lungs, correspondence has tested four Sublevels below and several semitones back up almost without exception. The first tests with this system immediately had a very strong effect on the patient.

Regulation: the Third Tone

The next logical step was to find out whether a third tone / a third frequency could be associated with it as neutralizing or resolving tone / frequency (as with a triad chord). Hp Baklayan also found that after a long search, this time four Sublevels above and six semitones higher. If you go up by 6 semitones, the meridian clock immediately shows that this is the direct opponent, meaning the one who represents the minimum time in the given maximum time. Therefore, this meridian is logically the opponent, regulator or controller.

Effect:

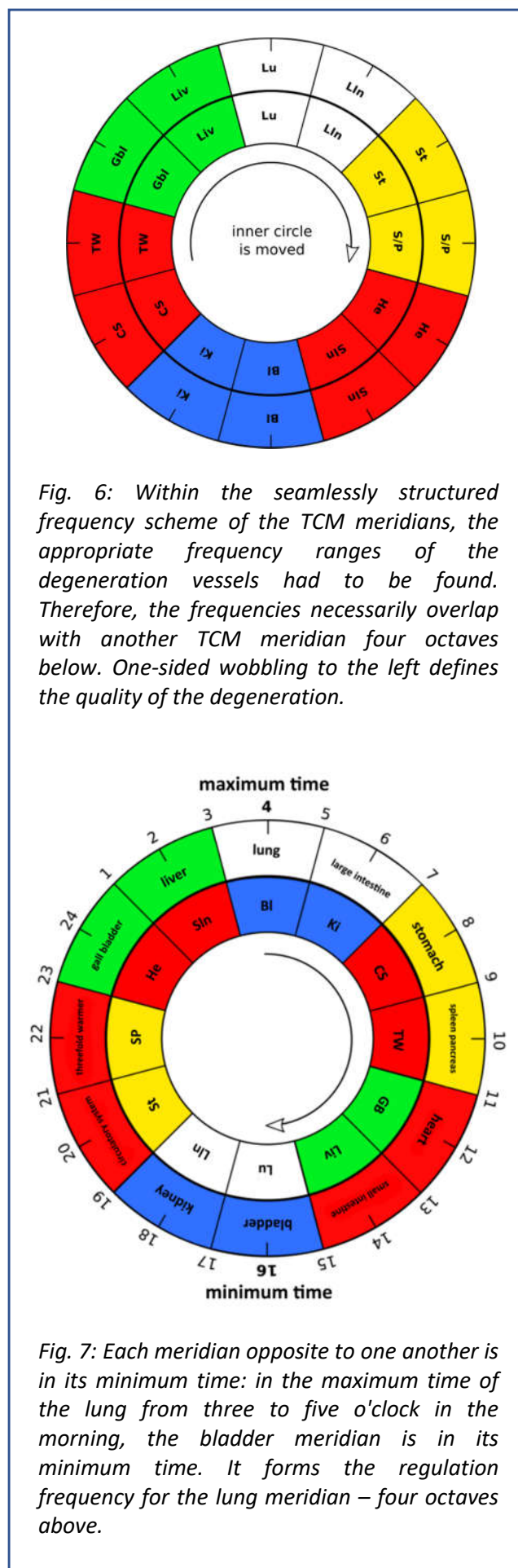
How does this regulation of the first two take place? Imagine you have a heating system with energy-rich hot water, which is led to the radiators. And a backflow of cold water.

The third tone or frequency is the control unit on the heater that regulates this flow. Without this regulation, the heat would completely dissipate immediately.

In music, it would be the third chord that dissolves the tension between the first two.

Interestingly, you get a minor chord if you play these three notes on one instrument. Of course, it is impossible since they are eight octaves apart.

Hp Baklayan was immediately aware of the need for an automation. Therefore, the system of the Harmonical Frequency Therapy was reprogrammed to automatically play the Chord consisting of three tones / programs in succession at the touch of a button.



In daily practice, this means that nothing changes in the procedure for the Healing Frequency therapist.

He tests the Sublevels and Meridians for resonance as before. If you add it to the application list, the complete *Chord* of 3 programs is saved with a single tap.

Now there are countless new possibilities for therapy with the pure Harmonical Frequency System (thus without using ampules). Two of the most important options are presented here:

1. For therapists who want basic therapy:

- The Sublevels and Meridians are tested for resonance and their energetic state is determined (Yin or Yang).
- The found Meridians are treated with the two corresponding programs as a *Chord*.
- Afterwards, therapy continues with the usual system.

This would then be the extended basic therapy.

2. Option:

Alan Baklayan: "A second approach, which I have increasingly used in the clinic, is to use this Harmonical System as a complete therapy or at least as an „adjustment of the patient" at the beginning. This approach proves to be extremely useful in daily practice:

In order to test all frequency programs, meaning all seven Levels, seven Sublevels and twelve Meridians, an experienced therapist needs five to seven minutes.

The great difficulty as a therapist who tests bioenergetically has always been that we have to test for a very long time to reach a result. This occupies us and the therapy station for a very long time and is admittedly very tiring.

Now you can test a complete therapy within 5 minutes.

After that, the procedure continues as follows:

1. Treat all Sublevels with Low or High that need it.
2. Treat all Meridians with Low or High that need it.
3. Automatically activate all Degeneration Meridians that lead to detoxification.
4. Automatically control all frequencies necessary to regulate the first two.

After these first 5 minutes of testing, the entire therapy is fully automated and can be delegated if you wish to do so.

Patients now notice even more that something is „happening inside them".

The method is an independent and complete therapy.

If you treat a patient in that way and still want to test specific blockades and ampules afterwards, you will notice that many blockades disappear, or ampules test much weaker. The terrain is adjusted, and everything is well prepared.

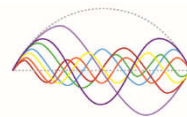
This therapy combined with a few symptomatically used ampules is completely sufficient for many patients.

A dream for every beginner.

With every patient I used this system on, I had a breakthrough at the next appointment: from acute disc pain to complicated cases with multisymptoms in all areas, the picture has positively changed.

I repeat:

This new method corrects the ratio between your testing time, during which you are occupied as a therapist, and the time you can charge for."



Further considerations for the future:

Now we have 24 Meridians at our disposal, not twelve.

It was a huge challenge for Hp Baklayan to assign the frequencies to the corresponding degenerative meridians. The task was impeded by the fact that the meridian system of Chinese medicine consists of three layers with twelve meridians each and eight special vessels. Some of the traditional meridians branch out at the end points and occupy several nail fold points – this didn't make it any easier.

Nevertheless, he succeeded in completing the assignment of the frequency ranges so that the degeneration vessels can also be tested directly.

He defined the effect of these degeneration vessels, depending on the case, as follows:

- Restructuring of the system
- Detoxification of the system
- Degeneration-stopping effect on the corresponding system

The next step was the solution of the following problem: Since there are only eight endpoints defined as degeneration vessels in electroacupuncture, four more points and their associated functions had to be defined.

Hp Baklayan also succeeded doing this and defined them as follows:

1. Blood degeneration venous part (BV), the Allergy Meridian (ALL) originally represented the arterial part according to Dr. Voll
2. Bone structures, Remineralization (Bn)
3. Protein degeneration, Restructuring (Ptn)
4. Gonads (Go)

This now results in the following picture and assignment:

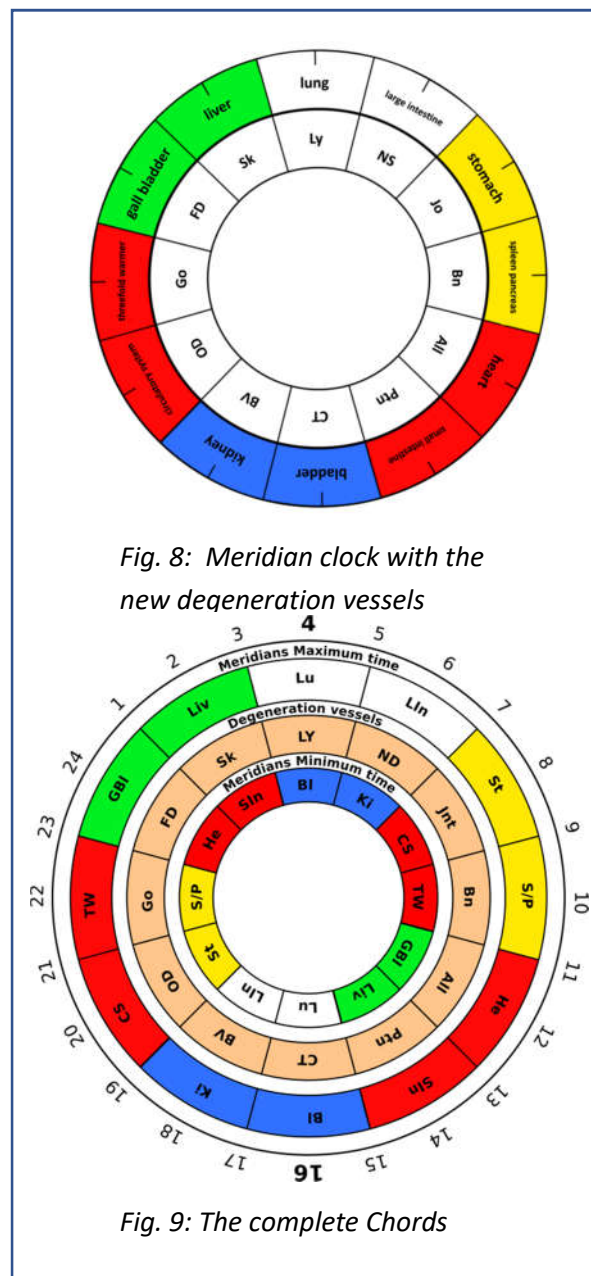
When testing a degeneration vessel, you can go the opposite way instead of the basic test described above. If a degeneration vessel is tested, the other two can be added to the application at the touch of a button.

Thus, the reverse path is also possible in extended basic therapy.

Summary

Our possibilities are tripled:

1. As before, we use the classic meridians of TCM and activate them. Wobble direction to the right.
2. We can use the degeneration vessels. Wobble direction to the left. Depending on the situation, the effect is
 - a detoxification or
 - restructuring of the area or
 - stopping a degenerative process.
3. We can trigger a frequency that has a regulating effect on the first two. Sometimes it is also a controlling effect. It therefore controls the anabolism and catabolism processes that we want to treat.



More on this topic

Academy of Harmonical Frequency Procedure e.V.

Unterer Anger 16
80331 München

kontakt@
harmonikalischefrequenzen.de